

FIRST PHILADELPHIA PREPARATORY CHARTER SCHOOL

2021-22 SCHOOL PROGRESS REPORT ON EDUCATION AND EQUITY

School Code | 3364 Sector | Charter Network | Charters
 Principal Name | Dr. Max Klink
 Address | 4300 Tacony St
 Phone | 215-743-3100 Website | ap-schools.org/First-Phila-Prep/
 Report Type | High School Grades in Report | 9-12
 Admissions Category | Citywide With Criteria
 Turnaround Model | N/A
 Receives K8 Report | Yes
 Oct 1 Enrollment | 410

Student Enrollment and Demographics



- 0.7% American Indian / Alaskan Native
- 1.2% Asian
- 43.2% Black / African American
- 33.4% Hispanic / Latino
- 10.7% Multi Racial / Other
- 0.0% Native Hawaiian / Pacific Islander
- 10.7% White

423

Total Number of Students Served for 10+ Days Over the Year

23.7%

% Students with IEPs

4.4%

% English Learners

77.1%

% Economically Disadvantaged

Student Attendance

16.6%

% Students Attending at Least 95% of Instructional Days

32.2%

% Students Attending at Least 90% of Instructional Days

Score Level	Performance	Improvement	Level
Level 5			
Performance At or Above Target in 12.5 % 1 out of 8 Eligible Metrics			
Improvement Insufficient Data for Score			
Goal Performance (All Students) GOAL 4 % of 11th Graders Proficient on Algebra, Biology, & Literature Keystone Score: 5.6 % -26.1 pts from 2021-2022 target NOT MEETING no data prior year			
GOAL 5 % of 12th Grade Career and Technical Education (CTE) Students Meeting Industry Standards Data Unavailable			

- Meeting Target
- Not Meeting Target

College & Career: Every Student Graduates Ready for College and Careers

Goal 4 - Keystone Proficiency

School Code | 3364 School Name | First Philadelphia Preparatory Charter School

Goal 4: The percentage of students who are proficient on all three state high school assessments (Algebra, Literature, and Biology) by the end of their 11th grade year will grow from 26.1% in August 2019 to 52.0% by August 2026.

% of 11th Graders Proficient on Algebra, Biology, & Literature Keystones

All Students, 89 students

Score: 5.6 %



2021-2022 Target: 31.7 %

-26.1 pts from target

2025-2026 Goal: 52.0 %

-46.4 pts from target

NOT MEETING

no data prior year



- Meeting Target
- Not Meeting Target

American Indian / Alaskan Native

Insufficient Sample

Asian

Insufficient Sample

Black / African American, 38 students

Score: 7.9 %

-23.8 pts from target

NOT MEETING

no data prior year



Hispanic / Latino, 33 students

Score: 6.1 %

-25.6 pts from target

NOT MEETING

no data prior year



Multi Racial / Other

Insufficient Sample

Native Hawaiian / Pacific Islander

Insufficient Sample

White

Insufficient Sample

English Learners

Insufficient Sample

Students with IEPs, 21 students

Score: 0.0 %

-31.7 pts from target

NOT MEETING

no data prior year



Economically Disadvantaged, 61 students

Score: 6.6 %

-25.1 pts from target

NOT MEETING

no data prior year



College & Career: Every Student Graduates Ready for College and Careers

Goal 5 - Career and Technical Education

Graduation and College Readiness

School Code | 3364 School Name | First Philadelphia Preparatory Charter School

Goal 5: The percentage of Career and Technical Education (CTE) students who pass an industry standards-based competency assessment by the end of their 12th grade year will grow from 54.5% in August 2019 to 80.0% in August 2026.

% of 12th Grade CTE Students Meeting Industry Standards

All Students

Data Unavailable

AP, IB, or Dual Enrollment Course Metrics

3.3 %

% of Students Meeting Standard on AP Exam, on IB Exam, or in Dual Enrollment Course by End of 12th Grade

14.1 %

% of Students Participating in but Not Meeting Standard on AP Exam, IB Exam, or Dual Enrollment Course by the End of 12th Grade

82.6 %

% of Students Not Participating in AP Exam, IB Exam, or Dual Enrollment Course by the End of 12th Grade

Other Key Metrics

68.8 %

Ninth-Grade On-Track Rate

39.8 %

First-Fall Matriculation

46.7 %

% of Students Completing the FAFSA by End of 12th Grade

- Meeting Target
- Not Meeting Target

College & Career: Every Student Graduates Ready for College and Careers

Graduation and College Readiness

School Code | 3364 School Name | First Philadelphia Preparatory Charter School

Four-Year Cohort Graduation Rate

All Students, 95 students

Score: 95.8 %



2021-2022 Target: 87.7 %
8.1 pts above target

2025-2026 Goal: 90.0 %
5.8 pts above target



- Meeting Target
- Not Meeting Target

American Indian / Alaskan Native

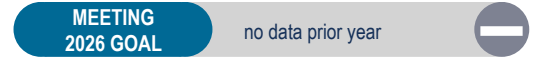
Insufficient Sample

Asian

Insufficient Sample

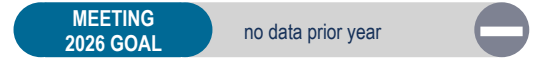
Black / African American, 38 students

Score: 100.0 %
12.3 pts above target



Hispanic / Latino, 33 students

Score: 97.0 %
9.3 pts above target



Multi Racial / Other

Insufficient Sample

Native Hawaiian / Pacific Islander

Insufficient Sample

White

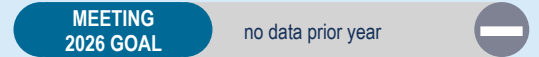
Insufficient Sample

English Learners

Insufficient Sample

Students with IEPs, 27 students

Score: 92.6 %
4.9 pts above target



Economically Disadvantaged

Insufficient Sample

College & Career: Every Student Graduates Ready for College and Careers

Graduation and College Readiness

School Code | 3364 School Name | First Philadelphia Preparatory Charter School

Four-Year Cohort Drop-Out Rate

Four-Year Cohort Continuation Rate

All Students

2 out of 95 students

Score: 2.1%

All Students

2 out of 95 students

Score: 2.1%

American Indian / Alaskan Native

Insufficient Sample

American Indian / Alaskan Native

Insufficient Sample

Asian

Insufficient Sample

Asian

Insufficient Sample

Black / African American

0 out of 38 students

Score: 0.0%

Black / African American

0 out of 38 students

Score: 0.0%

Hispanic / Latino

0 out of 33 students

Score: 0.0%

Hispanic / Latino

1 out of 33 students

Score: 3.0%

Multi Racial / Other

Insufficient Sample

Multi Racial / Other

Insufficient Sample

Native Hawaiian / Pacific Islander

Insufficient Sample

Native Hawaiian / Pacific Islander

Insufficient Sample

White

Insufficient Sample

White

Insufficient Sample

English Learners

Insufficient Sample

English Learners

Insufficient Sample

Students with IEPs

0 out of 27 students

Score: 0.0%

Students with IEPs

2 out of 27 students

Score: 7.4%

Economically Disadvantaged

Insufficient Sample

Economically Disadvantaged

Insufficient Sample

Climate, Culture & Opportunity

Guardrail 1 - Welcoming and Supportive Schools

School Code | 3364 School Name | First Philadelphia Preparatory Charter School

Guardrail 1: Every school will be a safe, welcoming and healthy place where our students, staff and community want to be and learn each day. This means that our schools will be: 1) environmentally safe and clean; and 2) spaces with inclusive climates that provide students with access to robust social, emotional, and mental health supports.

School Climate Score

Score: 6.1



2021-2022 Target: 7.0
-0.9 pts from target

2025-2026 Goal: 7.0
-0.9 pts from target

NOT MEETING

no data prior year



School Climate Survey

6.2/10
Student Rating

8.5/10
Parent Rating

5.2/10
Teacher Rating

School Instruction Score

Score: 6.8



2021-2022 Target: 8.0
-1.2 pts from target

2025-2026 Goal: 8.0
-1.2 pts from target

NOT MEETING

no data prior year



School Instruction Survey

7.2/10
Student Rating

6.6/10
Parent Rating

6.5/10
Teacher Rating

- Meeting Target
- Not Meeting Target

Not Applicable

School Has at Least 2 Behavioral/Mental Health Support FTEs per 500 Students

Climate, Culture & Opportunity

Guardrail 1 - Welcoming and Supportive Schools

School Code | 3364 School Name | First Philadelphia Preparatory Charter School

Guardrail 1: Every school will be a safe, welcoming and healthy place where our students, staff and community want to be and learn each day. This means that our schools will be: 1) environmentally safe and clean; and 2) spaces with inclusive climates that provide students with access to robust social, emotional, and mental health supports.

% of Students Attending at Least 95% of Instructional Days	% of Students Attending	
<p>All Students: 423 Students</p> <p style="text-align: center;">Score: 16.6 %</p> <p>2021-2022 Target: 52.9 % -36.3 pts from target</p> <p>2025-2026 Goal: 60.0 % -43.4 pts from target</p> <p>NOT MEETING no data prior year</p>	<p>Greater Than 95% of Instructional Days</p>	<p>16.6 %</p>
	<p>90-95% of Instructional Days</p>	<p>15.6 %</p>
	<p>85-90% of Instructional Days</p>	<p>15.1 %</p>
	<p>80-85% of Instructional Days</p>	<p>13.5 %</p>
	<p>Less than 80% of Instructional Days</p>	<p>39.2 %</p>
% of Students Attending at Least 90% of Instructional Days	Additional Metrics	
<p>All Students: 423 Students</p> <p style="text-align: center;">Score: 32.2 %</p> <p>2021-2022 Target: 82.3 % -50.1 pts from target</p> <p>2025-2026 Goal: 94.0 % -61.8 pts from target</p> <p>NOT MEETING no data prior year</p>	<p>Not Applicable</p> <p><i>% of Teachers Attending at Least 95% of Work Days (Cumulative)</i></p>	<p>Not Applicable</p> <p><i>Teacher Annual Retention</i></p>
	<p>Not Applicable</p> <p><i>% of Teachers Receiving a Proficient MMS Rating</i></p>	<p>Not Applicable</p> <p><i>% of Teachers Receiving a Distinguished MMS Rating</i></p>

- Meeting Target
- Not Meeting Target

Climate, Culture & Opportunity

Guardrail 2 - Enriching and Well-rounded School Experiences

Guardrail 3 - Partnering with Parents / Family Members

School Code | 3364 School Name | First Philadelphia Preparatory Charter School

Guardrail 2: Every student will have a well-rounded education with co-curricular opportunities, including arts and athletics, integrated into the school experience.

Guardrail 3: Every parent and guardian will be welcomed and encouraged to be partners in their child's school community.

% of Students Participating in Co-Curricular / Athletics Activities

*% of Students
Participating in Co-
Curricular / Athletics
Activities*

Data Unavailable

School Relationship Score

Score: 6.9



2021-2022 Target: 8.0

-1.1 pts from target

NOT MEETING

no data prior year



Additional Metrics

Not Applicable



School Has a SAC/Parent Advisory Group

Not Applicable



School Has a SAC/Parent Advisory Group That Meets Regularly

Not Applicable



Number of SAC/Parent Advisory Group Meetings

- Meeting Target
- Not Meeting Target

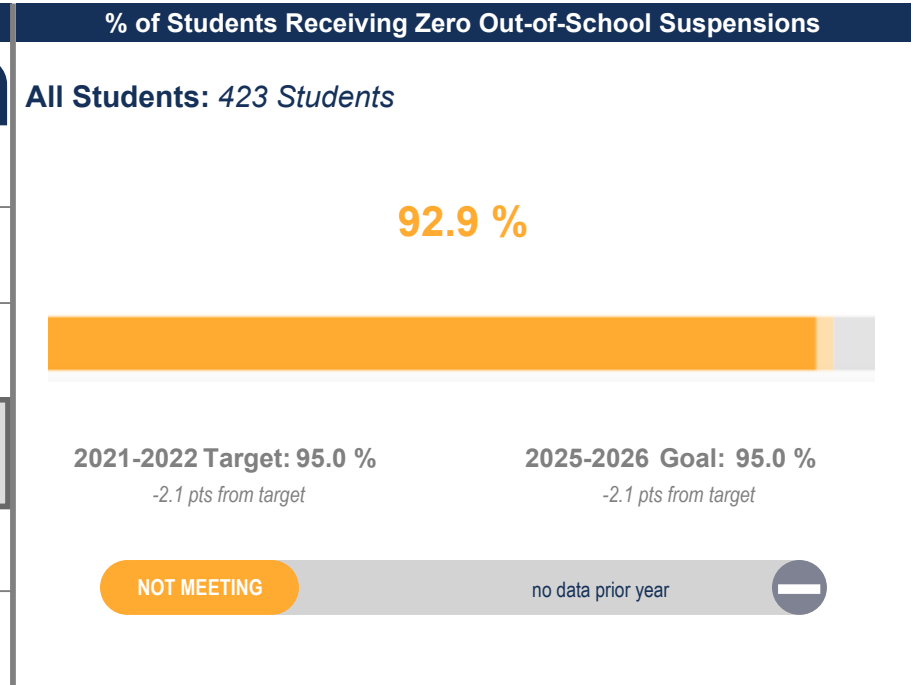
Climate, Culture & Opportunity

Guardrail 4 - Addressing Racist Practices

School Code | 3364 School Name | First Philadelphia Preparatory Charter School

Guardrail 4: Our students' potential will not be limited by practices that perpetuate systemic racism and hinder student achievement.

Suspension Disproportionality		
	% of Enrollment (Total Enrollment)	% of Suspensions Given to Each Subgroup
All Students	(410)	
American Indian / Alaskan Native	0.7 %	(3) 0.0 %
Asian	1.2 %	(5) 4.4 %
Black / African American	43.2 %	(177) 42.2 %
Hispanic / Latino	33.4 %	(137) 26.7 %
Multi Racial / Other	10.7 %	(44) 20.0 %
Native Hawaiian / Pacific Islander	0.0 %	(0) 0.0 %
White	10.7 %	(44) 6.7 %
English Learners	4.4 %	(18) 0.0 %
Students with IEPs	23.7 %	(97) 48.9 %
Economically Disadvantaged	77.1 %	(316) 66.7 %



Disproportionality in AP, IB, and Dual Enrollment Courses

All Students	Black / African American	Hispanic / Latino
25.0 %	17.7 %	36.4 %

- Meeting Target
- Not Meeting Target